

HIT Double 225

Photovoltaic Module

Power per Square meter up to 207.9 Watts



Breezeway: EI Solutions Burbank, CA



Patio Awning: Solar Living Design Lakewood, CO



High Efficiency

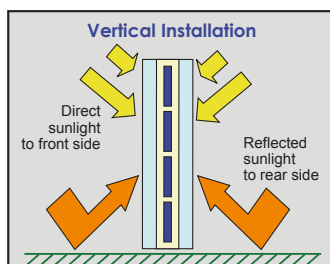
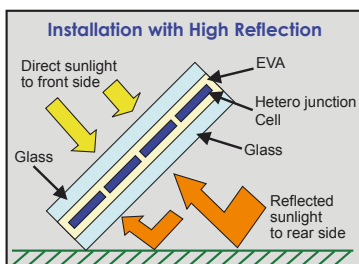
HIT™ Double is the world leader in sunlight conversion efficiency, helping customers to enjoy the maximum power per square meter from available space.

Power Guarantee

Panasonic guarantees customers will receive 100% of the panel's rated power (or more) at the time of purchase, enabling owners to generate more kWh per rated watt.

Bifacial Effect

The back face of the panel generates electricity from ambient light reflected off surrounding surfaces, and combines with power from the front face of the panel. Dependant upon system design and site albedo, this results in up to 30% higher power generation (more kWh) per square meter.



Application Possibilities

- Architectural, Awnings, Balconies, Bus Shelters, BIPV
- Deck & Porch Coverings, Canopies, Carports, Facades
- Fences, Siding, Trellises, Tracking Systems

Proprietary Technology

Our bifacial solar cells are hybrids of single crystalline silicon surrounded by ultra-thin amorphous silicon layers, available solely from Panasonic.

High Temperature Performance

As temperatures rise, the panel produces more electricity than conventional solar panels at the same temperature, for good performance in high temperature sites.

Quality Products

Panasonic is truly committed to quality since it began developing and manufacturing solar PV in 1975. We have been the technology leader, and for decades many satisfied customers have placed their trust in the competence of our unique solar technology.

Brilliant Aesthetics

This panel sets a new aesthetic standard in photovoltaic system design. With a double glass structure that allows brilliant light and shadows to shine through the panels, the solar cells truly appear to be floating in the air. Both residential and commercial customers will enjoy new architectural possibilities.

Electrical Specifications

Model: VBHN225DJ06	STC	Specifications Including Backside Irradiation Contribution in ISC as a Percent of STC					
		5%	10%	15%	20%	25%	30%
Rated Power (Pmax)	225W	236W	247W	259W	269W	280W	291W
Maximum Power Voltage (Vpm)	43.2V	43.7V	43.7V	43.7V	43.6V	43.6V	43.6V
Maximum Power Current (Ipm)	5.21A	5.42A	5.67A	5.93A	6.18A	6.43A	6.68A
Open Circuit Voltage (Voc)	52.4V	52.5V	52.6V	52.7V	52.8V	52.9V	53.0V
Short Circuit Current (Isc)	5.54A	5.82A	6.09A	6.37A	6.65A	6.92A	7.20A
Max. System Voltage (Vsys)	600V	—	—	—	—	—	—
Warranted Tolerance	±10%	—	—	—	—	—	—
Series Fuse Rating	15A	—	—	—	—	—	—
Cell Efficiency	20.1%	—	—	—	—	—	—
Module Efficiency	16.0%	—	—	—	—	—	—
Power per Square meter	160.7W	168.6W	176.4W	185.0W	192.1W	200.0W	207.9W

Note: Temperature Coefficient is tentative specification and may be subjected to change in the future.

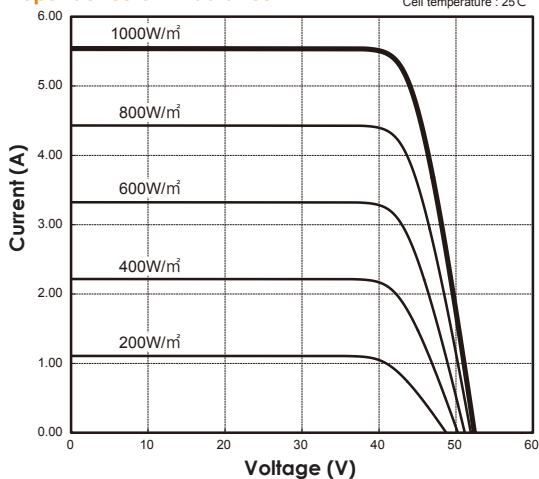
Temperature Characteristics (VBHN225DJ06)

Temperature (NOCT)	45.8°C
Temp. Coefficient of Pmax	-0.29%/°C
Temp. Coefficient of Voc	-0.124V/°C
Temp. Coefficient of Isc	0.003A/°C

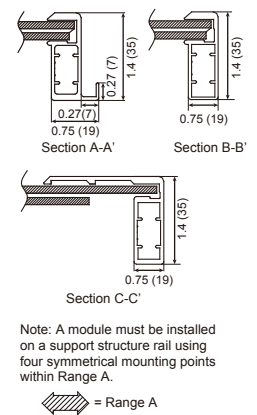
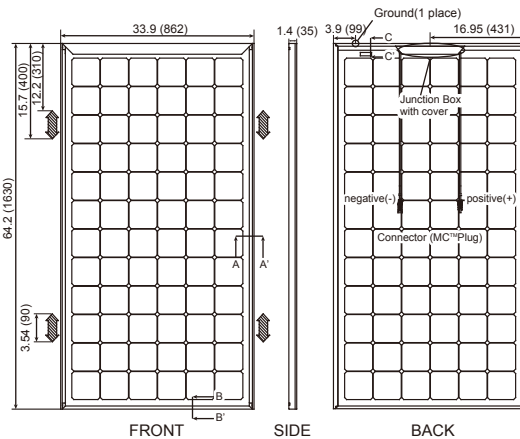
At NOCT (Normal Operating Conditions)

Max. Power (Pmax)	169.6W
Max. Power Voltage (Vmp)	40.9V
Max Power Current (Imp)	4.14A
Open Circuit Voltage (Voc)	49.5V
Short Circuit Voltage (Isc)	4.46A

Dependence on Irradiance



Dimensions Unit : inches (mm)



To Maximize Power

1. Elevate panels above a surface as much as possible.
2. Place panels over light-colored surfaces.
3. Do not allow support rails to shade the panel's back face.

At low irradiance

Max. Power (Pmax)	42.7W
Max. Power Voltage (Vmp)	41.8V
Max Power Current (Imp)	1.02A
Open Circuit Voltage (Voc)	48.9V
Short Circuit Voltage (Isc)	1.11A

Safety Rating & Limited Warranty

Ambient Operating Temperature	-20°C~+40°C
Safety & Rating Certifications	JET IEC61215, IEC61730-1, IEC61730-2
Limited Warranty	Power output: 10 years (90% of Pmin), 25 years (80% fo Pmin) Product workmanship: 10 years (based on guarantee documents)

Mechanical Specifications

Internal Bypass Diodes	3 Bypass Diodes
Module Area	1.4 m ²
Module Weight	24 kg
Module Dimension	1630 x 862 x 35mm
Cable Lengths/ size	1370, 1370 mm/4.0 sq
Connector	MC3 (PV-KBT/KST-3II-UR)
Statistics load	"50PSF (2400Pa) /112PSF (5400Pa) *Mount on long side only"
Pallet Dimensions	1657×879×150mm
Quantity per pallet/Pallet weight	36pcs/880kg
Quantity per 20FT/40FT container	216 pcs/ 504 pcs

IMPORTANT: The rated power of HIT™ Double is measured under Standard Test Conditions (STC). STC does not account for power produced from the back face of panels. Therefore, HIT Double panels will produce more power than their STC rating, up to 30% more, depending upon the system design and site albedo. Account for the additional power when sizing, selecting system components and wiring.

manufactured by SANYO Electric Co., Ltd.

CAUTION! Please read the installation manual carefully before using the products.

Please contact

Panasonic Corporation Eco Solutions Company

Solar Business Unit, Energy Systems Business Division
 ■ Head Office: 1048, Kadoma, Kadoma City, Osaka 571-8686, Japan
 ■ Tel: +81-6-6900-2720 ■ Fax: +81-6-6900-2820
<http://panasonic.net/ecosolutions/solar>

Panasonic®